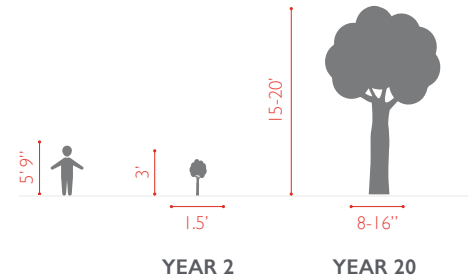


BOTTLE BRUSH

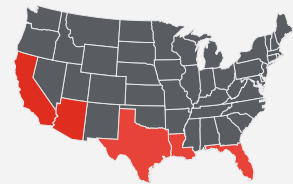
MELALEUCA CITRINA



FLOWING WELL TREE FARM



FACTS



ZONES

9A - 11

PLANTING SPACE

5-10 FT

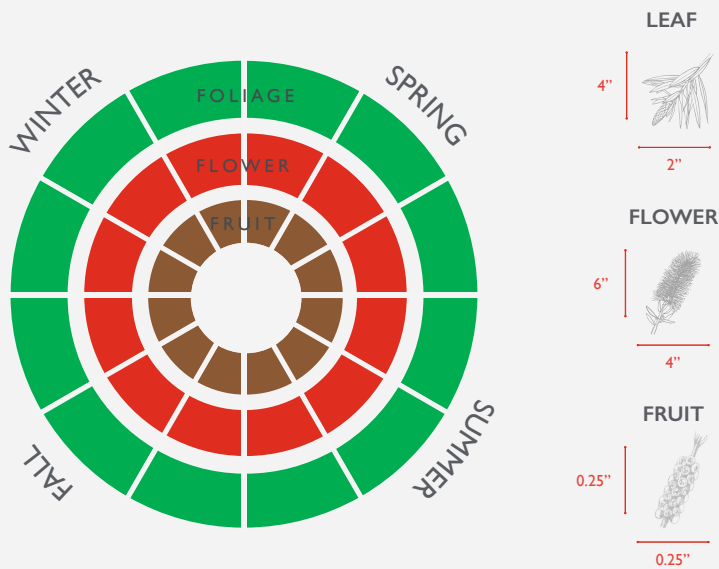
SUGGESTED BEST USE

FOCAL POINT, SCREEN

POTENTIAL PROBLEMS

ROOT SUCKERS MAY DEVELOP OVERTIME

FOLIAGE, FLOWER & FRUIT



SIZE

	15 GAL	30 GAL	45 GAL
HEIGHT	3'	4'	5'
WIDTH	1.5'	2'	2.5'
CALIPER	1"	2"	3"